

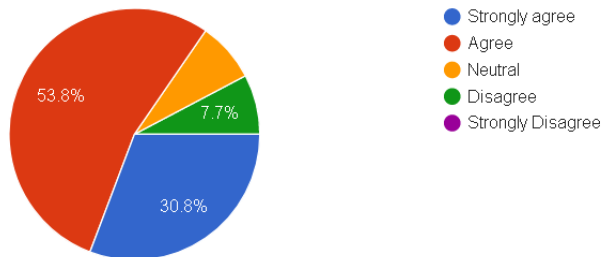
# Student Satisfaction Survey 2018-2019

## Student Satisfaction Survey (SSS) on overall teaching learning process

Strongly agree	Agree	Neutral	Disagree	Strongly disagree
----------------	-------	---------	----------	-------------------

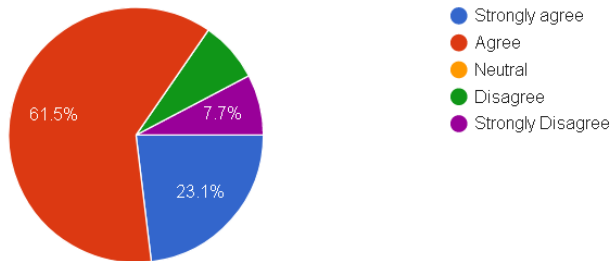
**1 Teachers come to class in time**

<b>39</b>	<b>54</b>	<b>7</b>		
-----------	-----------	----------	--	--



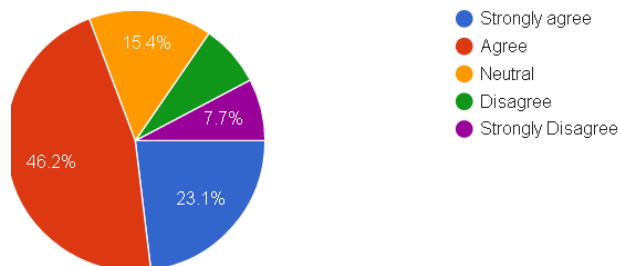
**2 Teachers are well planned**

<b>23</b>	<b>62</b>		<b>7</b>	<b>8</b>
-----------	-----------	--	----------	----------



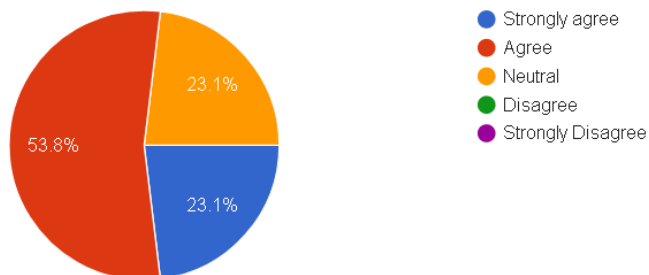
**3 Aims and objectives made clear**

<b>23</b>	<b>46</b>	<b>15</b>	<b>8</b>	<b>8</b>
-----------	-----------	-----------	----------	----------



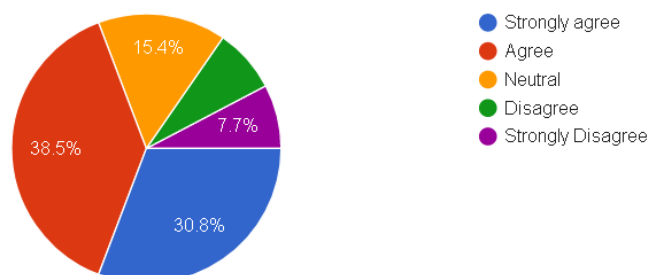
**4 Subject matter organized in logical sequence**

<b>23</b>	<b>54</b>	<b>23</b>	<b>0</b>	<b>0</b>
-----------	-----------	-----------	----------	----------



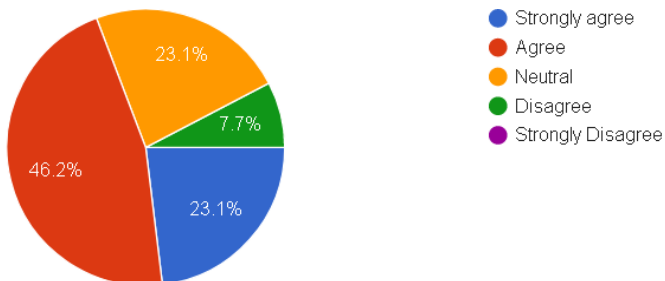
**5 Teachers speak clearly**

<b>31</b>	<b>39</b>	<b>15</b>	<b>7</b>	<b>8</b>
-----------	-----------	-----------	----------	----------



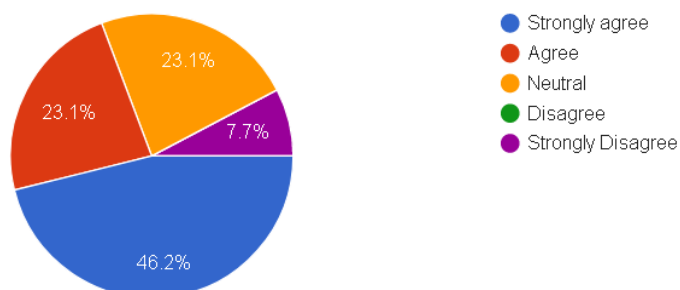
**6 Teachers write and draws legibly**

<b>23</b>	<b>46</b>	<b>23</b>	<b>8</b>	<b>0</b>
-----------	-----------	-----------	----------	----------



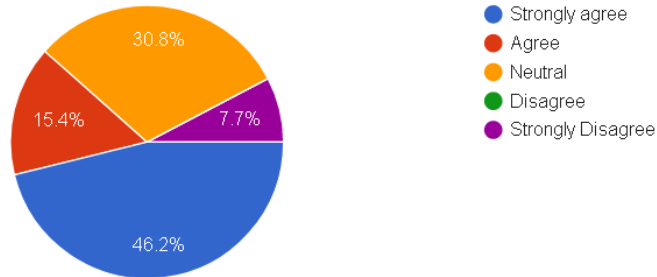
**7 Teachers provide examples of concepts. Explanation is clear.**

<b>46</b>	<b>23</b>	<b>23</b>	<b>0</b>	<b>8</b>
-----------	-----------	-----------	----------	----------



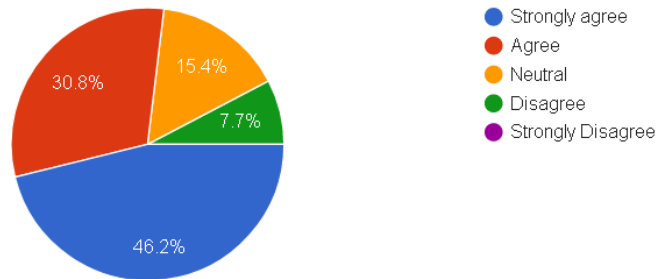
**8 Teachers pace and level of instruction are suited to the levels of students**

<b>46</b>	<b>15</b>	<b>31</b>	<b>0</b>	<b>8</b>
-----------	-----------	-----------	----------	----------



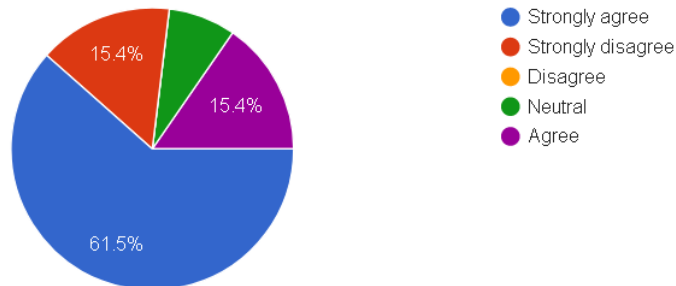
**9 Teachers offer assistance and counselling to the needy students**

<b>46</b>	<b>31</b>	<b>15</b>	<b>8</b>	<b>4</b>
-----------	-----------	-----------	----------	----------



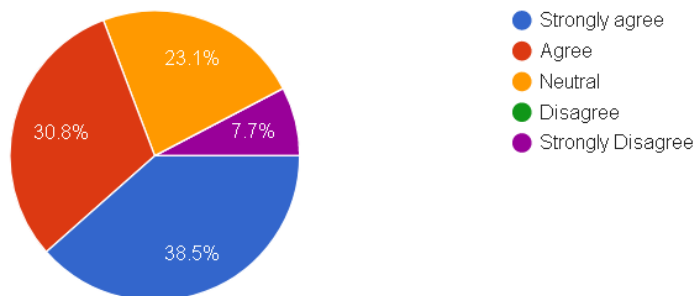
**10 Teachers ask questions to promote interaction**

<b>62</b>	<b>15</b>	<b>8</b>	<b>0</b>	<b>15</b>
-----------	-----------	----------	----------	-----------



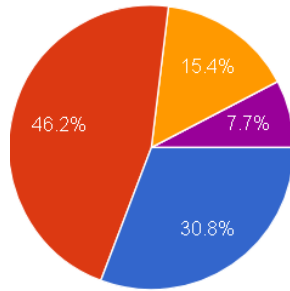
**11 Teachers encourage questioning and answers them well**

<b>39</b>	<b>31</b>	<b>23</b>		<b>7</b>
-----------	-----------	-----------	--	----------



**12 Teachers ensure learner activity and problem solving ability in the class**

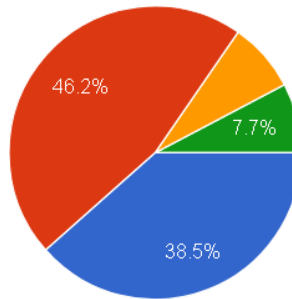
<b>31</b>	<b>46</b>	<b>15</b>	<b>0</b>	<b>8</b>
-----------	-----------	-----------	----------	----------



- Strongly agree
- Agree
- Neutral
- Disagree
- Strongly Disagree

**13 Teachers encourage and complement originality and creativity displayed by the students in the class**

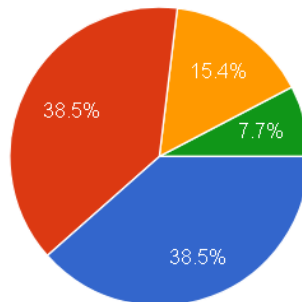
<b>39</b>	<b>46</b>	<b>7</b>	<b>0</b>	<b>8</b>
-----------	-----------	----------	----------	----------



- Strongly agree
- Agree
- Neutral
- Disagree
- Strongly Disagree

**14 Teachers engage classes regularly and maintain discipline**

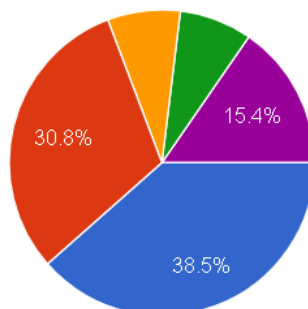
<b>39</b>	<b>39</b>	<b>15</b>	<b>7</b>	<b>0</b>
-----------	-----------	-----------	----------	----------



- Strongly agree
- Agree
- Neutral
- Disagree
- Strongly Disagree

**15 Teachers cover the syllabus completely and at appropriate pace**

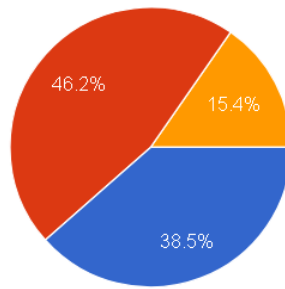
<b>39</b>	<b>31</b>	<b>8</b>	<b>7</b>	<b>15</b>
-----------	-----------	----------	----------	-----------



- Strongly agree
- Agree
- Neutral
- Disagree
- Strongly Disagree

**16 Teachers hold seminars and tests regularly**

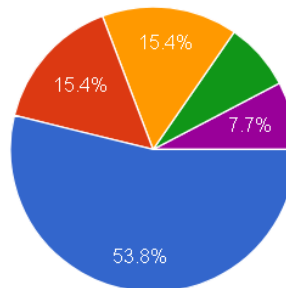
<b>39</b>	<b>46</b>	<b>15</b>	<b>0</b>	<b>0</b>
-----------	-----------	-----------	----------	----------



- Strongly agree
- Agree
- Neutral
- Disagree
- Strongly Disagree

**17 Teachers are prompt in valuing and returning answer scripts providing feedback on performance**

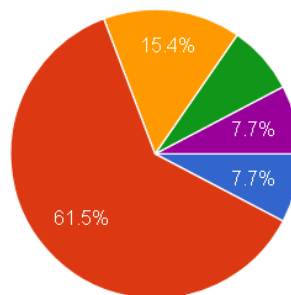
<b>54</b>	<b>15</b>	<b>15</b>	<b>8</b>	<b>8</b>
-----------	-----------	-----------	----------	----------



- Strongly agree
- Agree
- Neutral
- Disagree
- Strongly Disagree

**18 Percentage of teachers use ICT tools such as LCD projector, multimedia etc. while teaching**

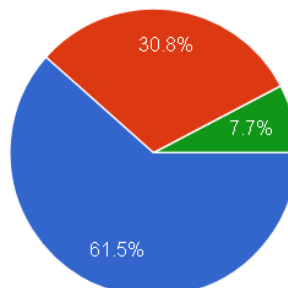
<b>8</b>	<b>62</b>	<b>15</b>	<b>8</b>	<b>7</b>
----------	-----------	-----------	----------	----------



- Above 90%
- 70 – 89%
- 50 – 69%
- 30 – 49%
- Below 29%

**19 Teachers encourage to participate in extracurricular activities**

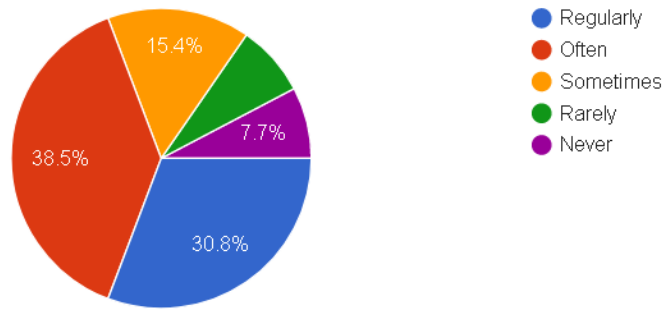
<b>62</b>	<b>31</b>	<b>0</b>	<b>7</b>	<b>0</b>
-----------	-----------	----------	----------	----------



- Strongly agree
- Agree
- Neutral
- Disagree
- Strongly Disagree

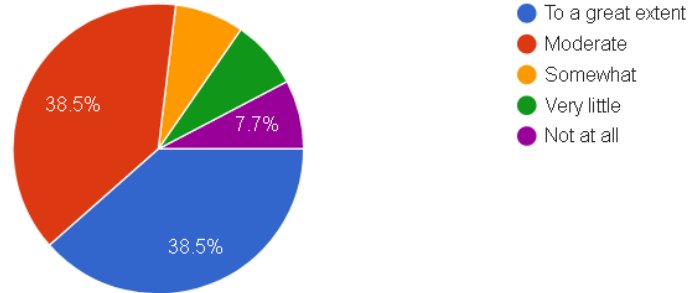
20 The institute takes active interest in promoting internship and field visit opportunities for students.

31	39	15	8	7
----	----	----	---	---



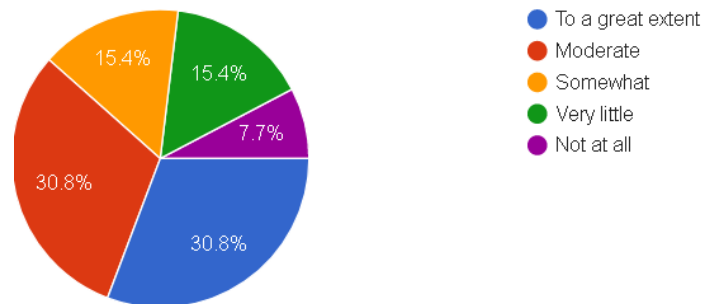
21. The teachers use student-centric methods such as experiential learning, participative learning and problem-solving Methodologies for enhancing learning experiences.

39	39	8	7	7
----	----	---	---	---



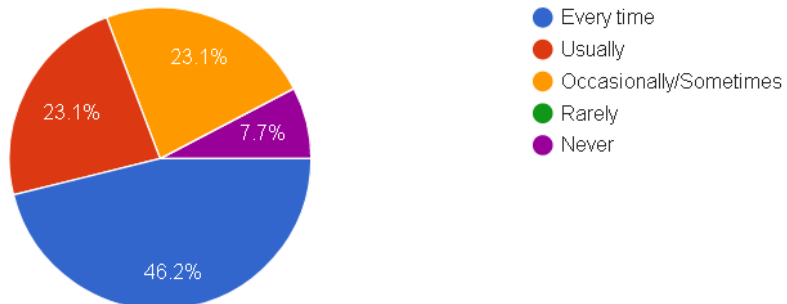
22. Teachers are able to identify your weaknesses and help you to overcome them.

31	31	15	15	8
----	----	----	----	---



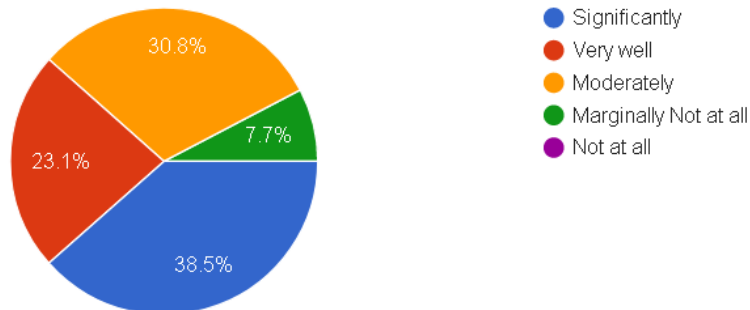
23 The teachers illustrate the concepts through examples and applications.

46	23	23	0	8
----	----	----	---	---



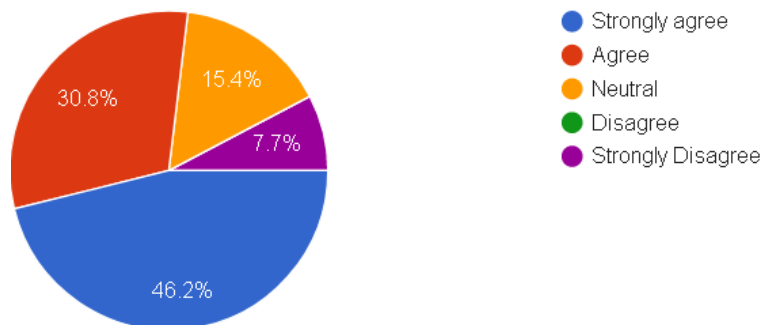
24. **The teaching and mentoring process in your institution facilitates you in cognitive, affective and psychomotor aspects of development.**

<b>39</b>	<b>23</b>	<b>31</b>	<b>7</b>	<b>0</b>
-----------	-----------	-----------	----------	----------



25. **The overall quality of teaching learning process in your institute is very good**

<b>46</b>	<b>31</b>	<b>15</b>	<b>0</b>	<b>8</b>
-----------	-----------	-----------	----------	----------



26. **Give three observations / suggestions to improve the overall teaching learning experience in your institution**

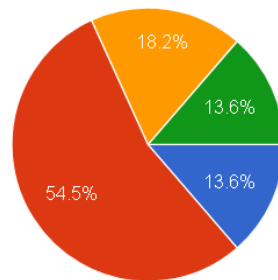
Most of the students expressed that the overall teaching learning process in the institution is very good. The students also expressed the mentoring procedures in the college are also good. The students expressed their satisfaction towards the relationship between students and teachers. On the whole the students opined that the teaching learning process in the institution is very good.

# Student Feedback on the overall Institutional Performance

Excellent	Good	Average	Poor
-----------	------	---------	------

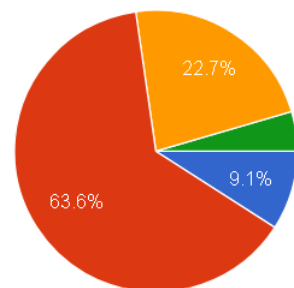
## 1. Administrative Functioning

14	55	18	13
----	----	----	----



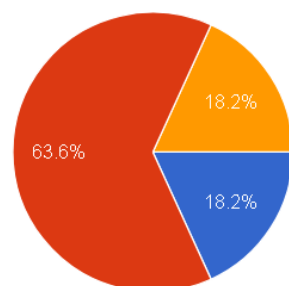
## 2. Infrastructure Facilities

9	64	23	4
---	----	----	---



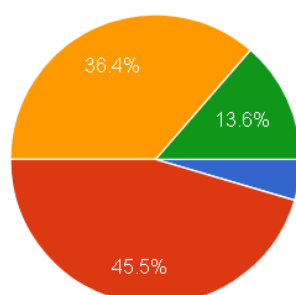
## 3. Library Facilities

18	64	18	0
----	----	----	---



## 4. Computer Lab facilities

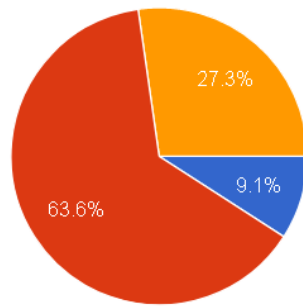
4	46	36	14
---	----	----	----





### 5. Ambience

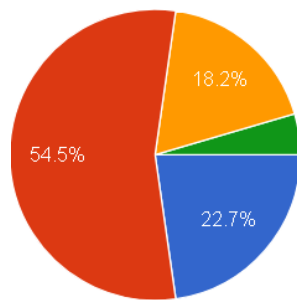
9	64	27	0
---	----	----	---



- Excellent
- Good
- Average
- Poor

### 6. Practicum/Project Guidance

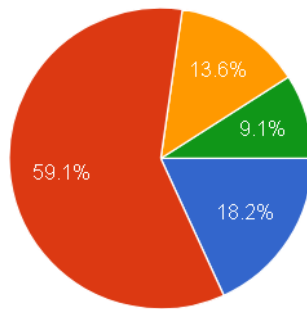
23	55	18	4
----	----	----	---



- Excellent
- Good
- Average
- Poor

### 7. Continuous Assessment

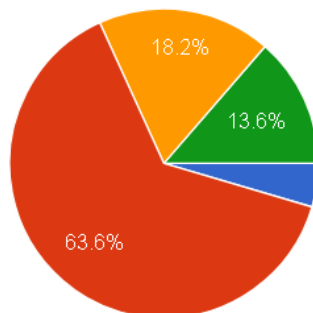
18	59	14	9
----	----	----	---



- Excellent
- Good
- Average
- Poor

### 8. Research Guidance

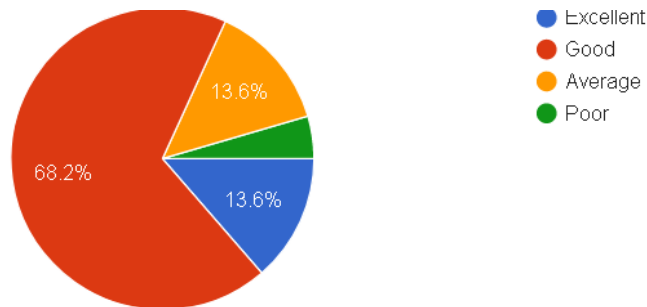
4	64	18	14
---	----	----	----



- Excellent
- Good
- Average
- Poor

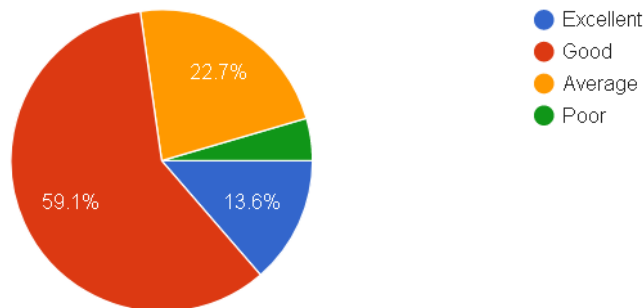
**9. Co-curricular Activities (Cultural, Games and Sports, Field Trips etc.)**

14	68	14	4
----	----	----	---



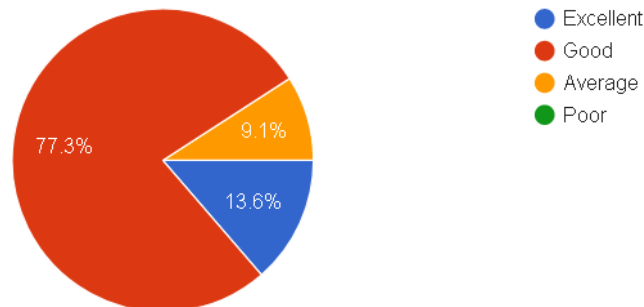
**10. Guidance and Support of Teachers**

14	59	23	4
----	----	----	---



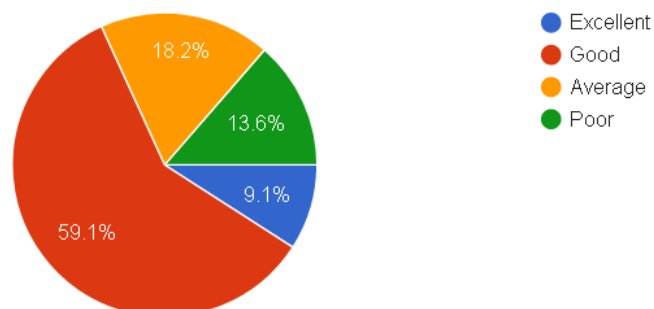
**11. Opportunities for students involvement in College activities**

14	77	9	0
----	----	---	---



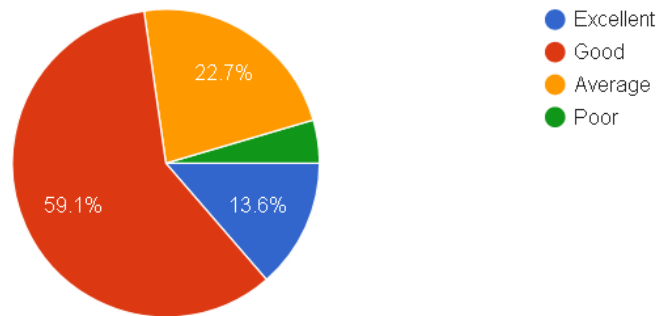
**12. Freedom in expressing grievances**

9	59	18	14
---	----	----	----



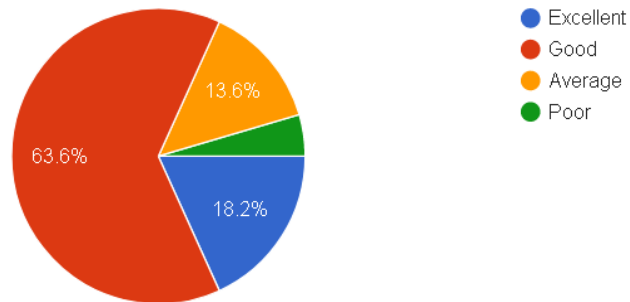
**13. Teacher-student relationship in the class**

14	59	23	4
----	----	----	---



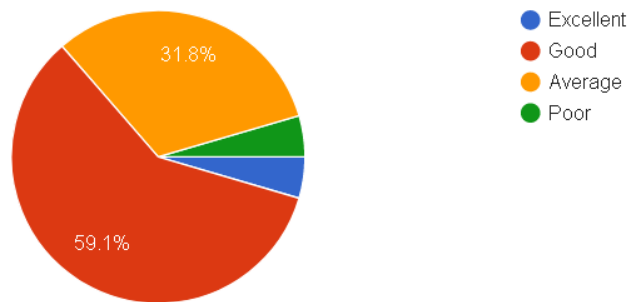
**14. Scope for students Professional Development**

18	64	14	4
----	----	----	---



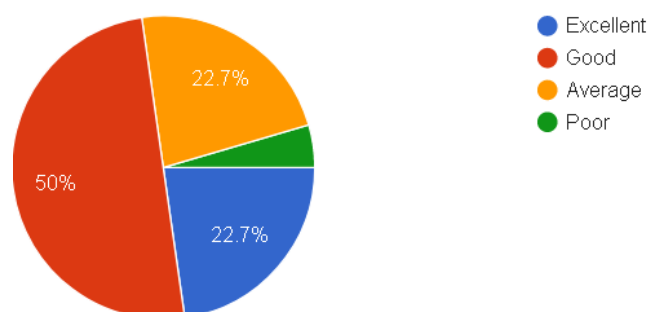
**15. Personal counselling**

5	59	32	4
---	----	----	---



**16. Overall experience in the college**

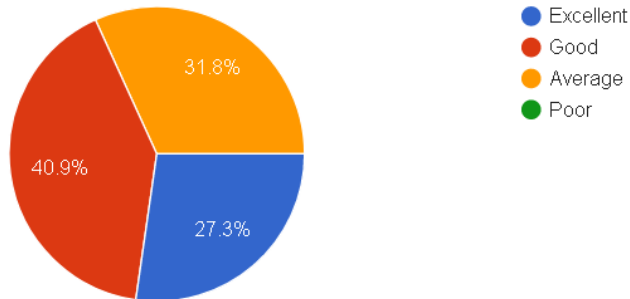
23	50	23	4
----	----	----	---



## Content Transaction and Evaluation

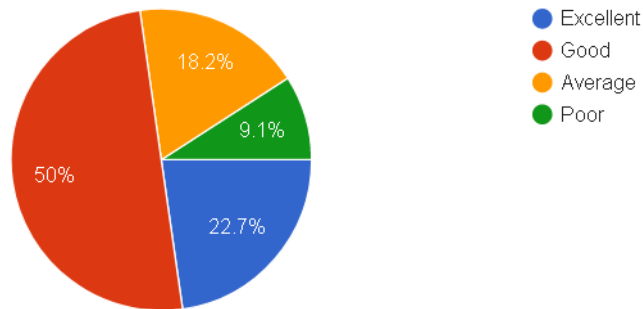
### 1. Coverage of Goals of Teacher Education

27	41	32	0
----	----	----	---



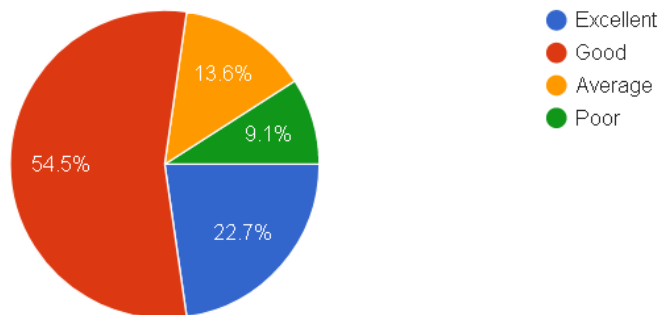
### 2. Coverage of Contemporary Issues

23	50	18	9
----	----	----	---



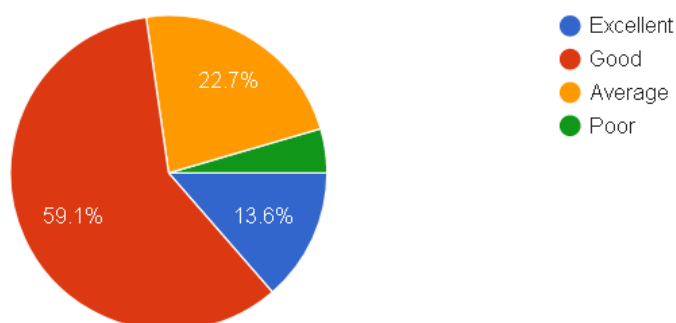
### 3. Scope of Application

23	55	13	9
----	----	----	---



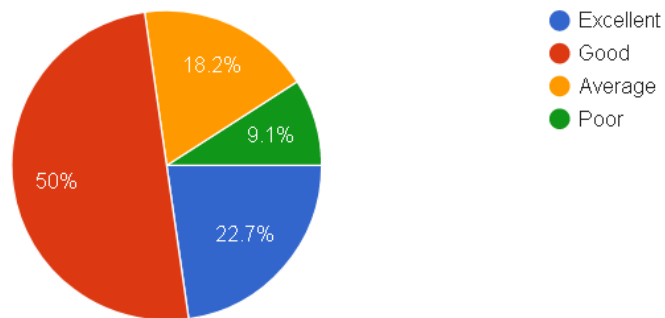
### 4. Opportunities for Employment

14	59	23	4
----	----	----	---



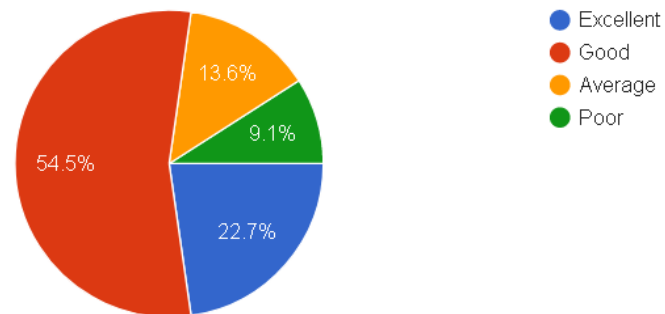
### 5. Opportunities for Higher Education

23	50	18	9
----	----	----	---



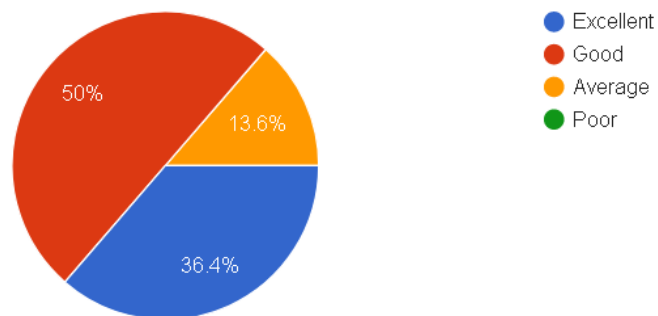
### 6. Skill Development for Global Demands

23	55	13	9
----	----	----	---



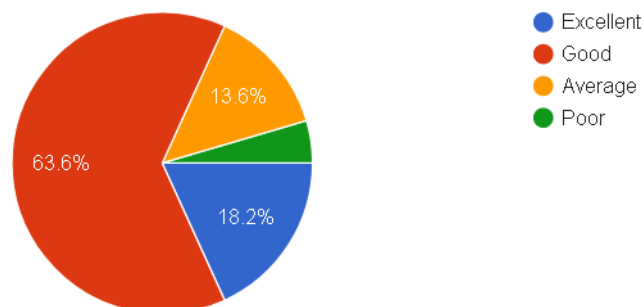
### 7. Awareness towards Women Issues

36	50	14	0
----	----	----	---



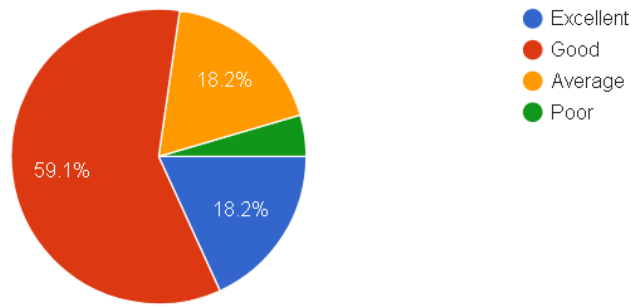
### 8. Professional Ethics & Values

18	64	13	5
----	----	----	---



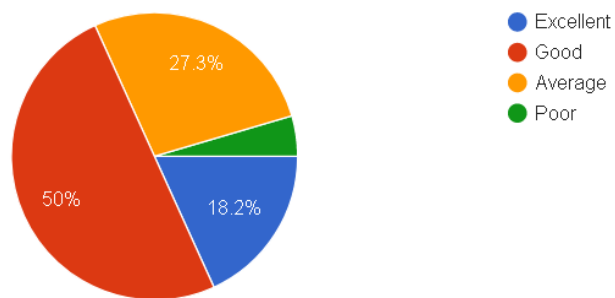
### 9. Scope for Skill Development

18	59	18	5
----	----	----	---



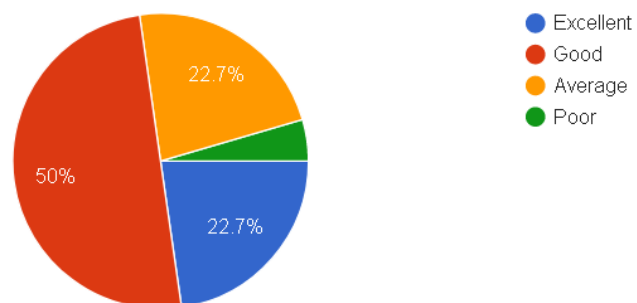
### 10. Transparency in Evaluation

18	50	27	5
----	----	----	---



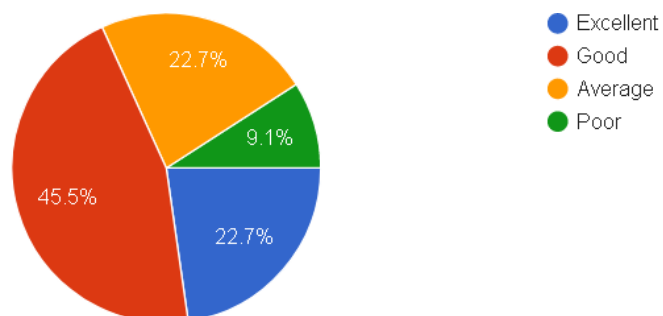
### 11. Grading system

23	50	23	4
----	----	----	---



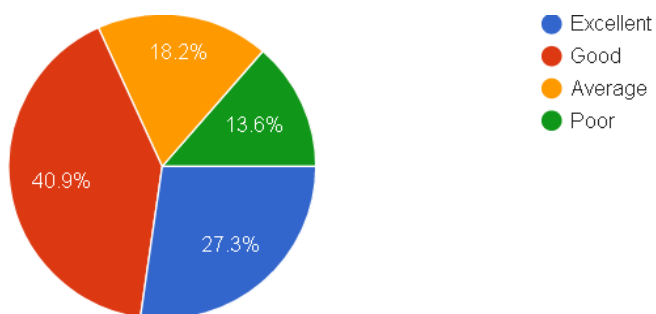
### 12. Use of ICT in Evaluation

23	46	22	9
----	----	----	---



### 13. Evaluation of Dissertation

27	41	18	14
----	----	----	----



#### Any other Reflections:

The overall impression of the students towards the institution is good. Some of the students expressed that the infrastructural facilities in the college are average and there is a need to improve. In view of the feedback received from the students towards the institution, the college has decided to utilize an amount of Rs. 30 Lakhs donation received in memory of Dr. Janapathy Varalakshmi for the renovation of one of the existing halls and to name it as Dr. Janapathy Varalakshmi Conference hall. The work is under process and the college also has developed other infrastructural facilities.